

The American Driving Society
INTERMEDIATE LEVEL TEST 3 (1994)

ENTRY NUMBER: _____

GAITS AND MOVEMENTS

Collected trot
 10m deviation
 4 loop serpentine
 20m circle
 Rein back 2m
 Halt 5 sec.

FOR USE BY SCRIBE ONLY:

Color of horse _____

Distinguishing markings _____

INSTRUCTIONS

Horse must show increased amount of suppleness, responsiveness, activity of haunches and accuracy. Transitions no longer through the walk.

MOVEMENT	TEST	DIRECTIVE IDEAS	MAX PTS	POINTS	REMARKS
1	A X	Enter working trot Halt, salute	Straightness on centerline, transitions, quality of halt	10	
2	X C B	Proceed working trot Track right Turn right	Transition, quality of trot & turns	10	
3	X	Circle left 20m	Quality of trot & figure, consistent rhythm	10	
4	X	Circle right 20m	Quality of trot & figure, consistent rhythm	10	
5	E EKAF	Turn left Working trot	Quality of trot & turns, consistent rhythm	10	
6	FXH H to C	Lengthened trot Working trot	Lengthening of frame & stride, balance in transitions, consistent rhythm	10	
7	Bet. C & M M to X XB BMC	Develop collected trot Proceed collected trot Half circle left 20m Working trot	Transitions, quality of figure & trots, consistent rhythm, suppleness	10	
8	Bet. C & H H to X XE EHC	Develop collected trot Proceed collected trot Half circle right 20m Working trot	Transitions, quality of figure & trots, consistent rhythm, suppleness	10	
9	C to M MXK K to A	Working trot Lengthened trot Working trot	Lengthening of frame & stride, balance in transitions, consistent rhythm	10	
10	A to F FXM MC	Working walk Lengthened walk with a few steps of working walk each side of X Working walk	Quality of walks, lengthening of frame & stride, transitions	10 x 2	
11	C On qtr line AFX X	Working trot Turn left Working trot Halt 5 sec. (front) axle at X	Straightness on quarter line, quality of trot & halt	10	
12	X XHC	Rein back 2m Walk forward Working trot	Obedience, balance, straightness, transitions	10	
13	C to A	4 loop serpentine, 1st & 4th loop width of arena, 2nd & 3rd to qtr lines	Quality of trot & figure, consistent rhythm & suppleness	10	
14	A D to G G	Turn onto centerline Lengthened trot Halt, salute	Straightness on centerline, lengthening of frame & stride, quality of halt	10	

LEAVE ARENA AT WORKING TROT

COLLECTIVE REMARKS

GAITS	Freedom and regularity. If team or pair: maintenance of even pace and equality of work.	10 x 2		
IMPULSION	Desire to move forward. Elasticity of steps. Relaxation of back. Engagement of hindquarters.	10 x 2		
SUBMISSION	Acceptance of the bit. Correctness in lateral bend. Attention and confidence. Calmness, lightness and ease of movements.	10 x 2		
DRIVER	Use of aids, handling of reins, whip and voice. Driver's position.	10 x 2		
PRESENTATION	Appearance of driver and grooms: cleanliness, fitness, matching, and condition of horses, harness and vehicle	10		

Points Errors Maximum Points: 240

10 Excellent Error in course or groom dismounting: Total points given: _____

9 Very Good 1st incident = 5 points

8 Good 2nd incident = 10 points

7 Fairly Good 3rd incident = Elimination Factor: x 0.667 _____

6 Satisfactory Disobedience:

5 Marginal 1st incident = 5 points Factored points: 160 minus _____ = _____ Penalties

4 Insufficient 2nd incident = 10 points

3 Fairly Bad 3rd incident = Elimination + _____ Errors

2 Bad

1 Very Bad

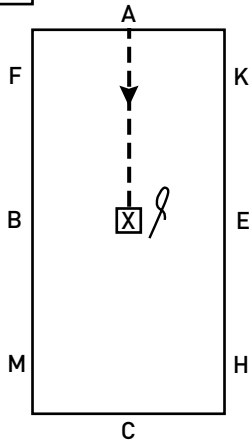
0 Not Executed

Judge's Signature: _____ Position: _____

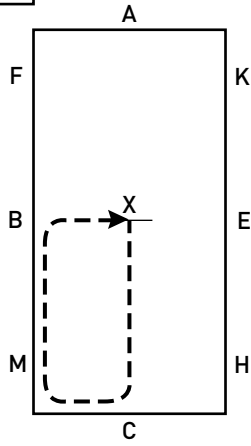
The American Driving Society
INTERMEDIATE LEVEL TEST 3 (1994)

Name of Competition _____

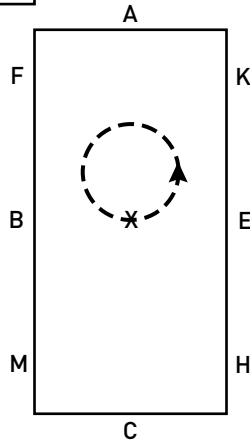
1



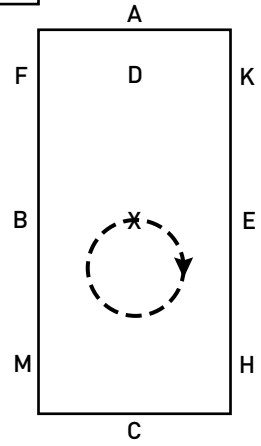
2



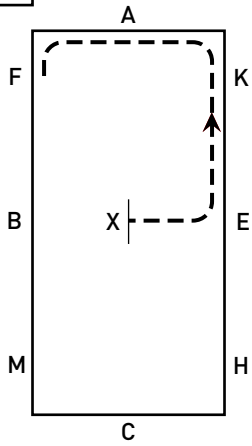
3



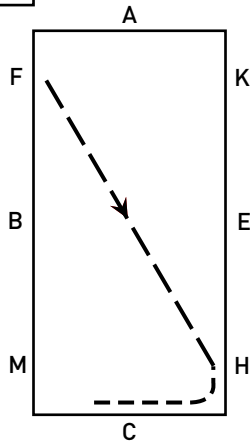
4



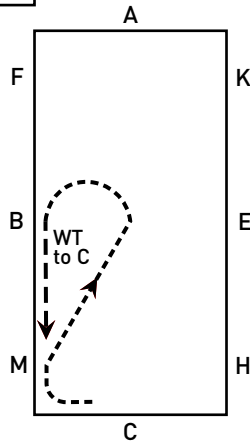
5



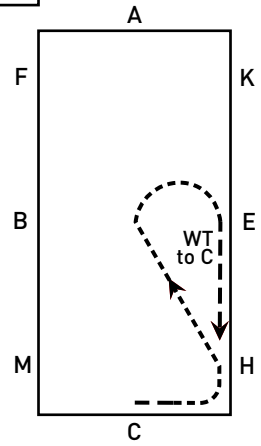
6



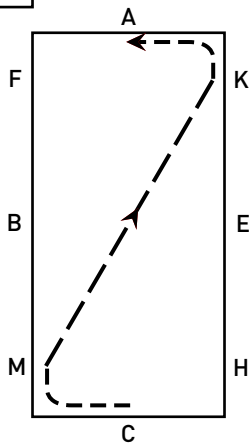
7



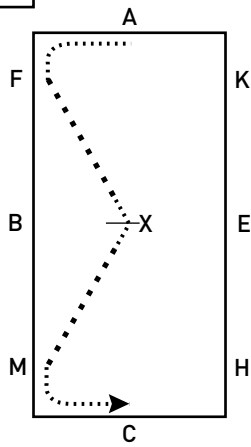
8



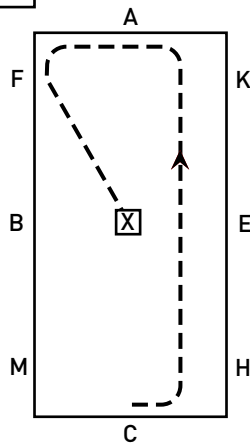
9



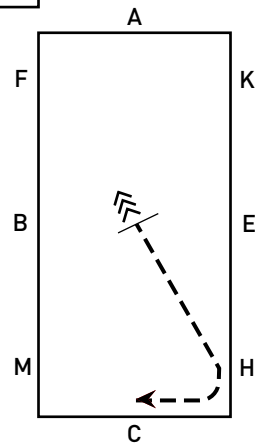
10



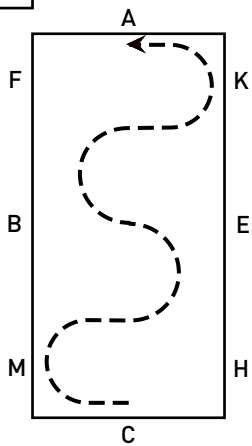
11



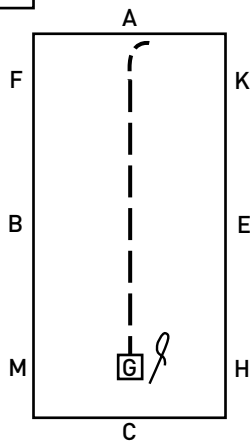
12



13



14



PURPOSE

To establish that the horse has acquired suppleness, impulsion and balance so as to be light in hand and without resistance. While consistently accepting the bit, the horse exhibits greater use of the haunches throughout his movement. The rein back should show a greater degree of submission than shown at the Preliminary Level.

CONDITIONS

40 x 80 meter arena (exception: Tandems & Four-in-Hands)
 Average driving time: 9 minutes

FOR JUDGING PURPOSES ONLY

If not clearly defined, each movement ends at the beginning of the next movement.

The American Driving Society
INTERMEDIATE LEVEL TEST 4 (2005)

ENTRY NUMBER: _____

GAITS AND MOVEMENTS

Collected trot
 10m deviation
 3 loop serpentine
 20m circle
 Rein back 2m
 Halt 5 sec.

FOR USE BY SCRIBE ONLY:

Color of horse _____

Distinguishing markings _____

INSTRUCTIONS

Horse must show increased amount of suppleness, responsiveness, activity of haunches and accuracy. Transitions no longer through the walk.

MOVEMENT	TEST	DIRECTIVE IDEAS	MAX PTS	POINTS	REMARKS
1	A X	Enter working trot Halt, salute	Straightness on centerline, transition, quality of halt	10	
2	X C	Proceed working trot Track left	Transition, quality of trot & turns	10	
3	H to K K to F	Deviation approx. 10m Working trot	Quality of trot, suppleness, consistent rhythm	10	
4	FXH H Bet. H & C	Lengthened trot Working trot Develop collected trot	Lengthening of frame & stride, balance in transitions, consistent rhythm	10	
5	C C	Circle right 20m Working trot	Quality of trot & figure	10	
6	M to F F to K	Deviation approx. 10m Working trot	Quality of trot, suppleness, consistent rhythm	10	
7	KXM M Bet. M & C	Lengthened trot Working trot Develop collected trot	Lengthening of frame & stride, balance in transitions, consistent rhythm	10	
8	C C to H	Circle left 20m Proceed collected trot	Quality of trot & figure	10	
9	H E to F F to A	Working walk Lengthened walk Working walk	Consistent rhythm, lengthening of frame and stride, transitions	10 x 2	
10	A A to C	Working trot Serpentine of 3 loops	Quality of trot & figure, consistent rhythm, suppleness	10	
11	C to B BX XE	Continue working trot Half circle right 20m Half circle left 20m	Quality of trot & figure, consistent rhythm, suppleness	10	
12	E to A A to X X	Continue working trot Down centerline Halt 5 sec.	Quality of trot & halt, obedience & balance	10	
13	X	Rein back 2m (5-6 steps) Walk forward Proceed at working trot	Obedience, balance, straightness	10	
14	X to G G	Working trot Halt, salute	Transitions, quality of halt	10	

LEAVE ARENA AT WORKING TROT

COLLECTIVE REMARKS

GAITS	Freedom and regularity. If team or pair: maintenance of even pace and equality of work.	10 x 2		
IMPULSION	Desire to move forward. Elasticity of steps. Relaxation of back. Engagement of hindquarters.	10 x 2		
SUBMISSION	Acceptance of the bit. Correctness in lateral bend. Attention and confidence. Calmness, lightness and ease of movements.	10 x 2		
DRIVER	Use of aids, handling of reins, whip and voice. Driver's position.	10 x 2		
PRESENTATION	Appearance of driver and grooms: cleanliness, fitness, matching, and condition of horses, harness and vehicle	10		

- Points
- 10 Excellent
 - 9 Very Good
 - 8 Good
 - 7 Fairly Good
 - 6 Satisfactory
 - 5 Marginal
 - 4 Insufficient
 - 3 Fairly Bad
 - 2 Bad
 - 1 Very Bad
 - 0 Not Executed

- Errors
- Error in course or groom dismounting:
- 1st incident = 5 points
 - 2nd incident = 10 points
 - 3rd incident = Elimination
- Disobedience:
- 1st incident = 5 points
 - 2nd incident = 10 points
 - 3rd incident = Elimination

Maximum Points: 240

Total points given: _____

Factor: x 0.667 _____

Factored points: 160 minus _____ = _____ Penalties

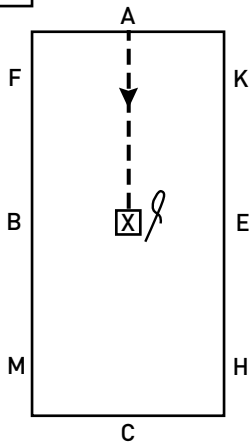
+ _____ Errors

Judge's Signature: _____ Position: _____

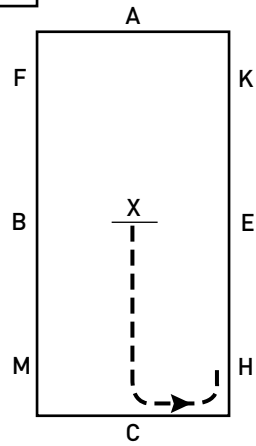
The American Driving Society
INTERMEDIATE LEVEL TEST 4 (2005)

Name of Competition _____

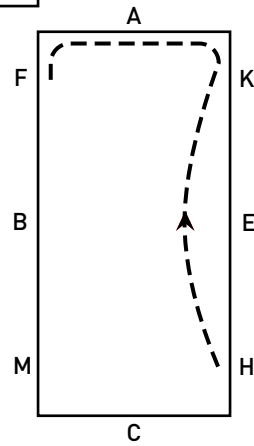
1



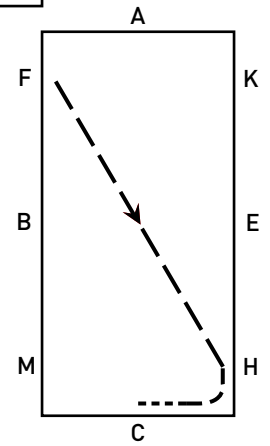
2



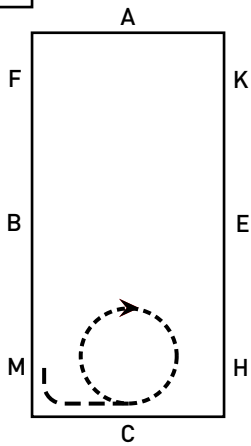
3



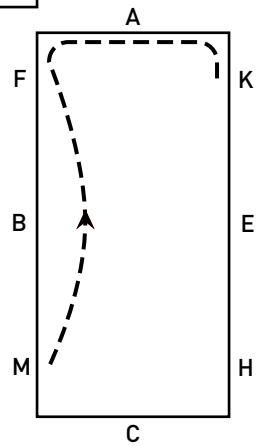
4



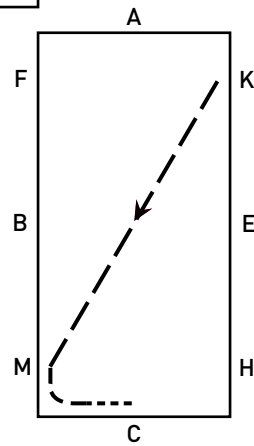
5



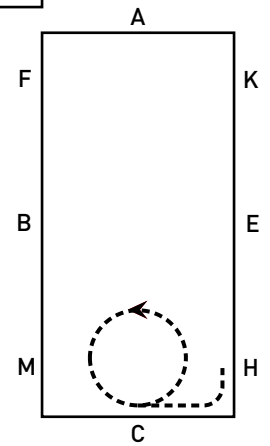
6



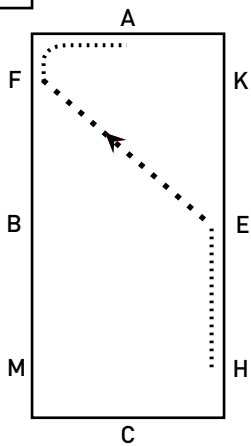
7



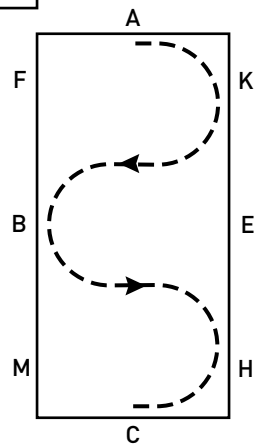
8



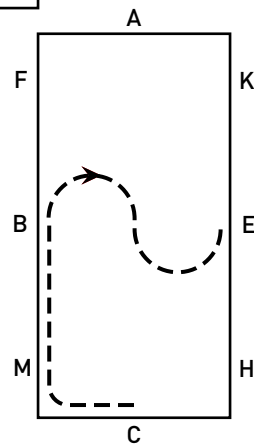
9



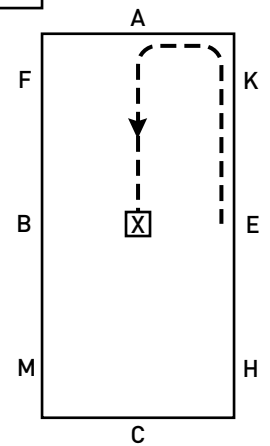
10



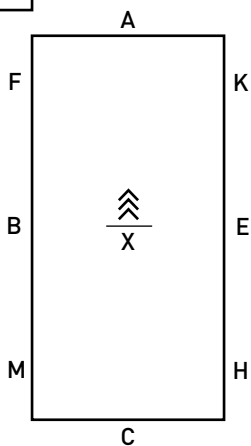
11



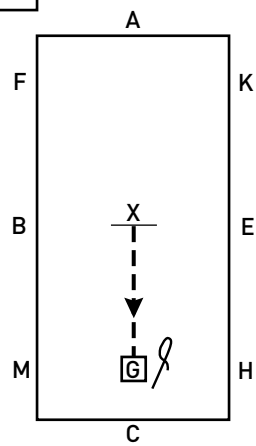
12



13



14



PURPOSE

To establish that the horse has acquired suppleness, impulsion and balance so as to be light in hand and without resistance. While consistently accepting the bit, the horse exhibits greater use of the haunches throughout his movement. The rein back should show a greater degree of submission than shown at the Preliminary Level.

CONDITIONS

40 x 80 meter arena (exception: Tandems & Four-in-Hands use Intermediate Level Test 1)
 Average driving time: 6 1/2 minutes

FOR JUDGING PURPOSES ONLY

If not clearly defined, each movement ends at the beginning of the next movement.

The American Driving Society
INTERMEDIATE LEVEL TEST 5 (2005)

ENTRY NUMBER: _____

GAITS AND MOVEMENTS

Collected trot
 10m deviation
 3 loop serpentine
 20m circle
 Rein back 2m
 Halt 5 sec.

FOR USE BY SCRIBE ONLY:

Color of horse _____

Distinguishing markings _____

INSTRUCTIONS

Horse must show increased amount of suppleness, responsiveness, activity of haunches and accuracy. Transitions no longer through the walk.

MOVEMENT	TEST	DIRECTIVE IDEAS	MAX PTS	POINTS	REMARKS
1	A X	Enter working trot Halt, salute	Straightness on centerline, transition, quality of halt	10	
2	X C	Proceed working trot Track left	Transition, quality of trot & turns	10	
3	E	Circle left 30m	Quality of trot & figure, consistent rhythm	10	
4	A to F F to X	Working walk Lengthened walk	Quality of walk, length of frame & stride, transitions, consistent rhythm	10 x 2	
5	XHCMB	Working trot	Rhythm & quality of trot	10	
6	B	Circle right 30m	Quality of trot & figure, consistent rhythm	10	
7	A to K K to X XMC	Working walk Lengthened walk Working trot	Quality of walk, length of frame & stride, transitions, consistent rhythm, quality of trot	10 x 2	
8	C to A	Serpentine of 3 loops	Quality of trot & figure, consistent rhythm, suppleness	10	
9	A to F FXH H to C	Working trot Lengthened trot Working trot	Lengthening of frame and stride, balance in transitions, consistent rhythm	10	
10	Bet C & M B M	Develop collected trot Half circle right 20m returning to track at M Working trot	Quality of trot & figure, consistent rhythm, suppleness	10	
11	Bet C & H E	Develop collected trot Half circle left 20m returning to track at H	Quality of trot & figure, consistent rhythm, suppleness	10	
12	MXK K	Lengthened trot Working trot	Lengthening of frame and stride, balance in transitions, consistent rhythm	10	
13	A G	Down centerline Halt 5 sec.	Straightness on centerline, quality of halt	10	
14	G G	Rein back 2m (5-6 steps) Walk forward Halt, salute	Obedience, balance, straightness	10	

LEAVE ARENA AT WORKING TROT

COLLECTIVE REMARKS

GAITS	Freedom and regularity. If team or pair: maintenance of even pace and equality of work.	10 x 2		
IMPULSION	Desire to move forward. Elasticity of steps. Relaxation of back. Engagement of hindquarters.	10 x 2		
SUBMISSION	Acceptance of the bit. Correctness in lateral bend. Attention and confidence. Calmness, lightness and ease of movements.	10 x 2		
DRIVER	Use of aids, handling of reins, whip and voice. Driver's position.	10 x 2		
PRESENTATION	Appearance of driver and grooms: cleanliness, fitness, matching, and condition of horses, harness and vehicle	10		

- Points
- 10 Excellent
 - 9 Very Good
 - 8 Good
 - 7 Fairly Good
 - 6 Satisfactory
 - 5 Marginal
 - 4 Insufficient
 - 3 Fairly Bad
 - 2 Bad
 - 1 Very Bad
 - 0 Not Executed

- Errors
- Error in course or groom dismounting:
- 1st incident = 5 points
 - 2nd incident = 10 points
 - 3rd incident = Elimination
- Disobedience:
- 1st incident = 5 points
 - 2nd incident = 10 points
 - 3rd incident = Elimination

Maximum Points: 250

Total points given: _____

Factor: x 0.64 _____

Factored points: 160 minus _____ =

_____ Penalties

+ _____ Errors

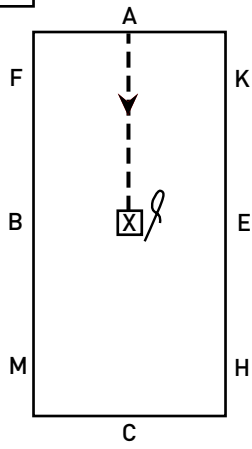
Judge's Signature: _____

Position: _____

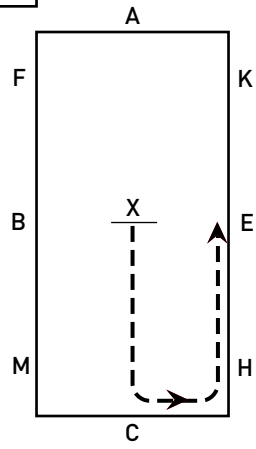
The American Driving Society
INTERMEDIATE LEVEL TEST 5 (2005)

Name of Competition _____

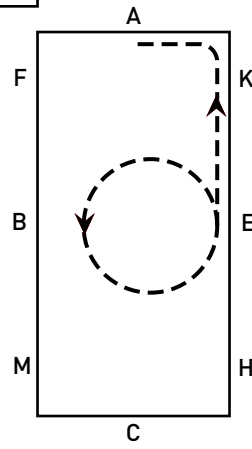
1



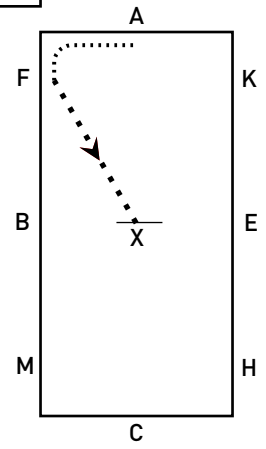
2



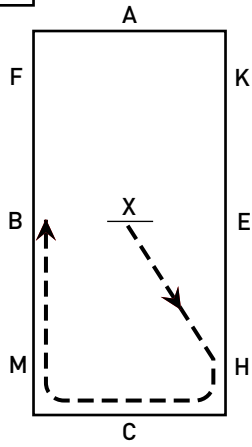
3



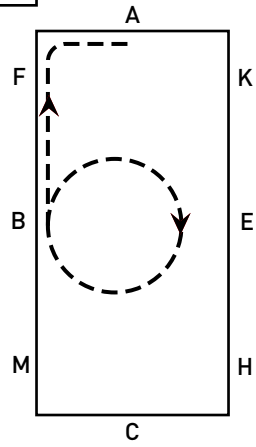
4



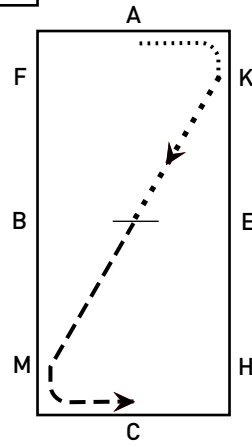
5



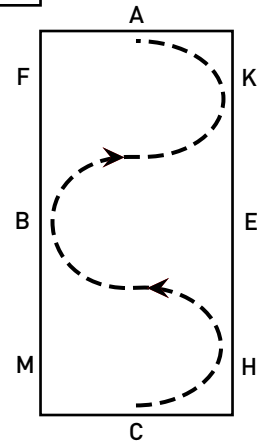
6



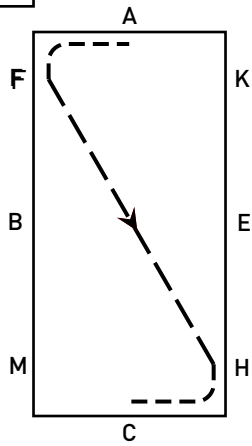
7



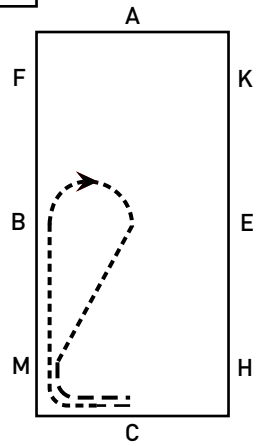
8



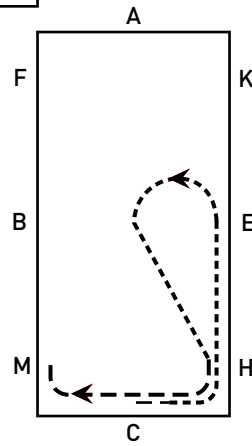
9



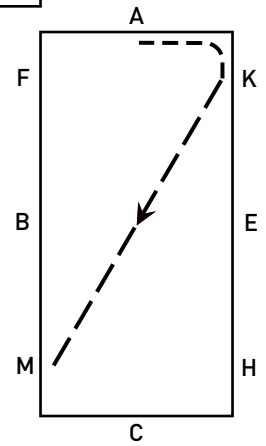
10



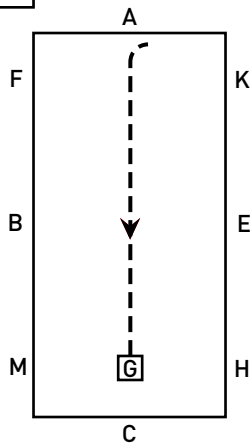
11



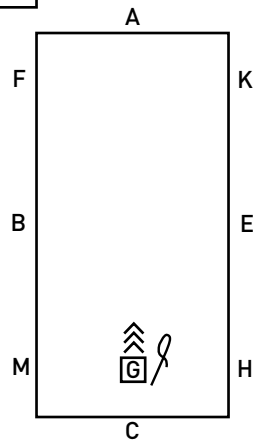
12



13



14



PURPOSE

To establish that the horse has acquired suppleness, impulsion and balance so as to be light in hand and without resistance. While consistently accepting the bit, the horse exhibits greater use of the haunches throughout his movement. The rein back should show a greater degree of submission than shown at the Preliminary Level.

CONDITIONS

40 x 80 meter arena (exception: Tandems & Four-in-Hands use Intermediate Level Test 2)
 Average driving time: 8 1/2 minutes

FOR JUDGING PURPOSES ONLY

If not clearly defined, each movement ends at the beginning of the next movement.

The scale of marks is as follows:			
10	Excellent	4	Insufficient
9	Very good	3	Fairly bad
8	Good	2	Bad
7	Fairly good	1	Very bad
6	Satisfactory	0	Not performed
5	Sufficient		

BHDTA DRESSAGE TEST NOVICE 80/100 (2011)

Arena: 100x40m and 80m x 40m

Scheduling interval: 10 minutes

Errors of course, Disobedience and Dismounting of Grooms are penalised as follows:
1st. Incident - 5 penalty points
2nd. Incident - 10 penalty points
3rd. Incident - Elimination

COMPETITOR NUMBER

MOVEMENT			TO BE JUDGED	MARK	REMARK
1	A X G	Enter at working trot Halt Salute Proceed at Working Trot	Driving in on a straight line. Immobility and straightness at halt Transition to working trot		
2	GCMR RXV VK	Working Trot. Progressive transition to Extended Trot Working Trot	Quality of progressive transition. Impulsion. Rhythm. Balance. Transition to working trot		
3	KADX X	Working Trot Circle left 20m diameter	Accuracy. Rhythm. Suppleness Correct Bend		
4	X XIG	Working Trot. Circle right 20m diameter Working Trot	Accuracy. Rhythm. Suppleness Correct Bend		
5	GCHS SXP PF	Working Trot Progressive transition to Extended Trot Working Trot	Quality of progressive transition. Impulsion. Rhythm. Balance. Transition to working trot		
6	FAK	Walk	Transition to walk. Freedom. Relaxation. Purpose. Straightness. Quality of steps		
7	KV VES S	Working Trot. Working Trot. Reins in one hand Reins at Will	Transition to working trot Straightness. Accuracy. Rhythm.		
8	SHC C CMR	Working Trot 20m circle right in Collected Trot Working Trot	Transition to Collected Trot Accuracy. Rhythm. Suppleness Engagement. Correct bend.		
9	RXV	Walk	Transition to walk. Freedom. Relaxation. Purpose. Straightness. Quality of steps		
10	VKA A AF	Working Trot 20m circle left in Collected Trot Working Trot	Transition to Working Trot. Transition to Collected Trot. Accuracy. Rhythm. Suppleness. Engagement. Correct bend. Transition to Working Trot.		
11	FP PBR R	Working Trot Working Trot. Reins in one hand Reins at Will	Straightness. Accuracy. Rhythm.		
12	RMC HSEX	Working Trot	Impulsion. Rhythm. Balance. Transition to halt		
13	X	Halt 8 seconds, followed by Rein Back 4 steps	Straightness. Immobility. Attention. Obedience. Straightness. Quality of steps		
14	XBP FAD	Working Trot	Transition to Working Trot. Impulsion. Rhythm. Balance.		
15	DXG G	Progressive transition to Extended Trot Progressive transition to Halt. Salute. Leave arena at Working Trot.	Quality of progressive transition to Extended Trot. Quality of transition to Halt. Straightness and immobility at Halt		
16		Paces	Regularity, freedom, maintenance of paces		
17		Impulsion	Free forward movement		
18		Obedience, Lightness	Response to aids, willing without resistance. Acceptance of the Bit,		
19		Driver	Use of aids, handling whip and reins. Position on box seat Accuracy of figures		
20		Presentation	Appearance of Driver and Grooms Cleanliness, fitness, matching, and condition of horses, harness and vehicle		

maximum marks: 200 co-efficient = 0.80

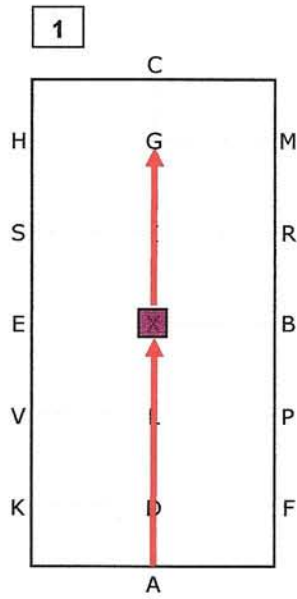
TOTAL

Errors of Course, Disobedience and Dismounting of Grooms
To be marked on the President of the Jury's sheet only

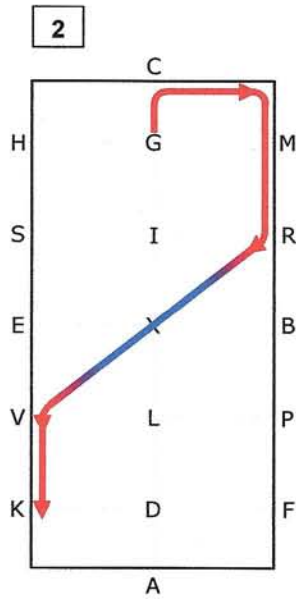
Signature of Judge at

TOTAL

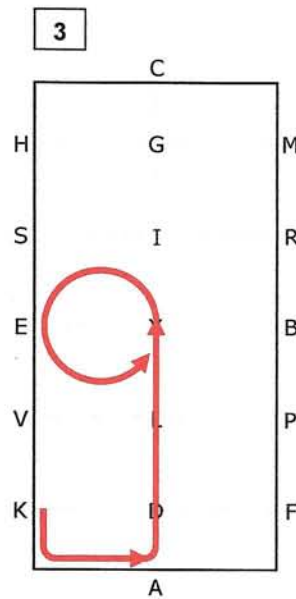
.....
Signature of President of Jury



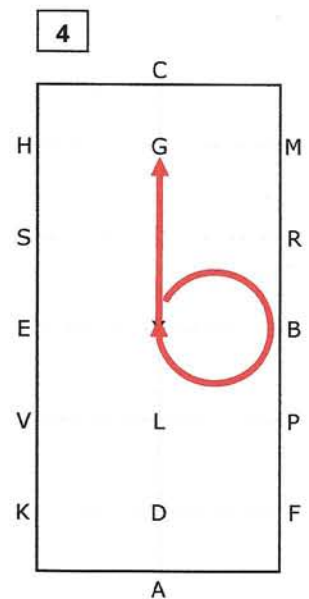
A Enter at working trot
 X Halt. Salute.
 XG Proceed at working trot



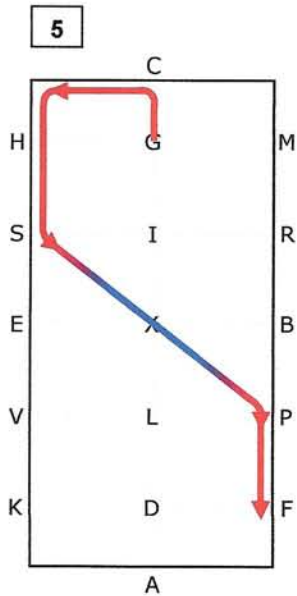
GCMR Working trot
 RXV Progressive transition to extended trot
 VK Working trot



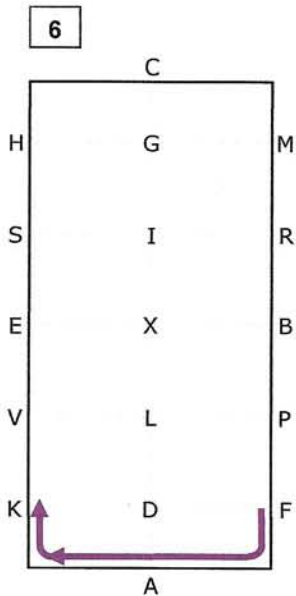
KADX Working trot
 X Circle left 20m diameter



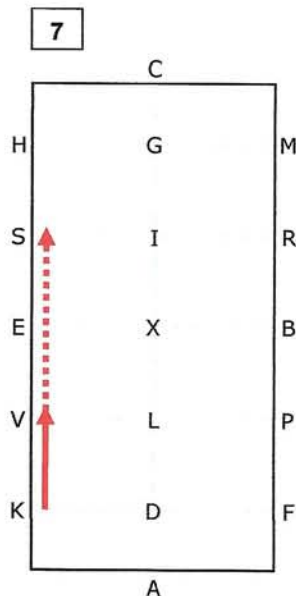
X Working trot
 Circle right 20m diameter
 XIG Working trot



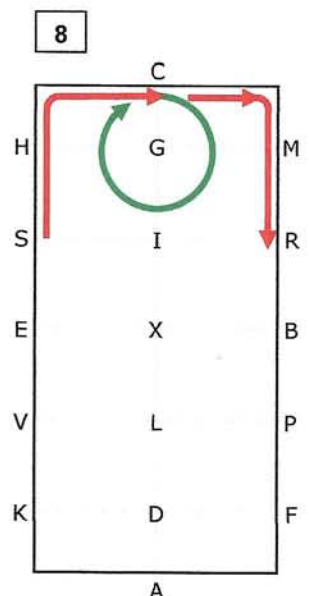
GCHS Working trot
 SXP Progressive transition to extended trot
 PF Working trot



FAK Walk



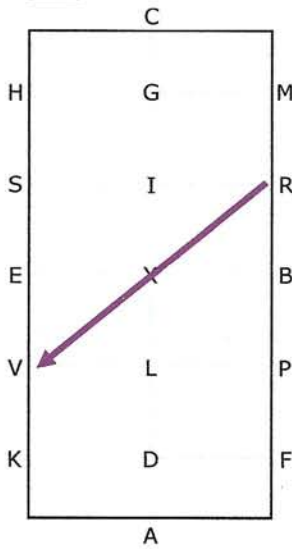
KV Working trot
 VES Reins in one hand
 S Reins at will



SHC Working trot
 C 20m circle right collected trot
 CMR Working trot

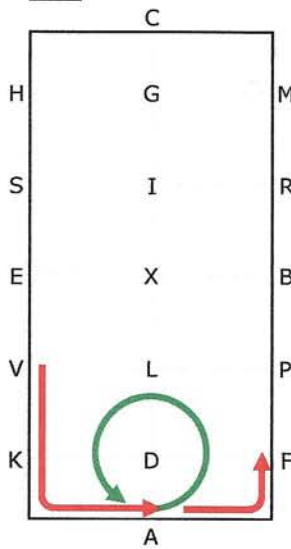


9



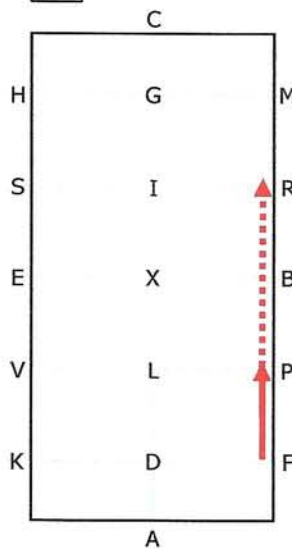
RXV Walk

10



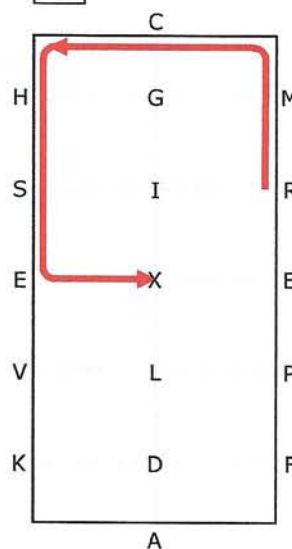
VKA Working trot
A 20m circle left
Collected trot
AF Working trot

11



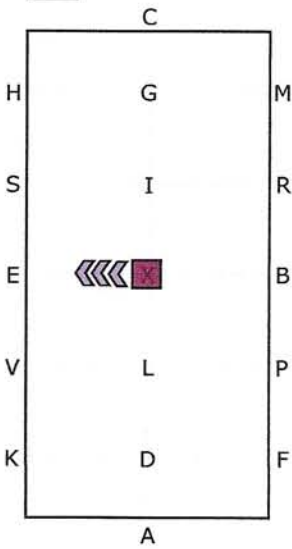
FP Working trot
PBR Reins in one hand
R Reins at will

12



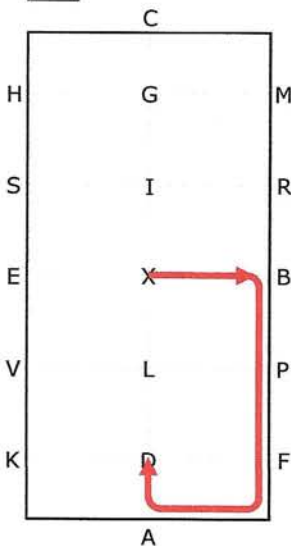
RMC Working trot
HSEX

13



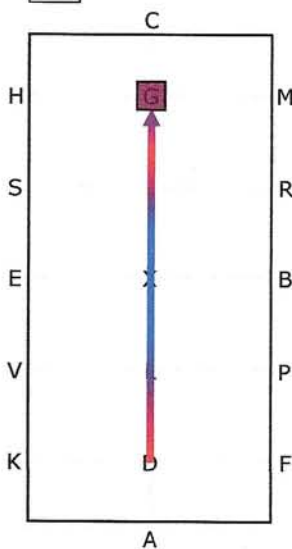
X Halt 8 seconds
Rein back 4 steps

14



XBP Working trot
FAD

15



DXG Progressive transition to extended trot
G Progressive transition to halt. Salute.

COLOUR CODE

- WALK
- COLLECTED TROT
- WORKING TROT
- EXTENDED TROT
- ONE HANDED
- HALT
- REIN BACK