

The American Driving Society
TRAINING LEVEL TEST 3 (1994)

ENTRY NUMBER: _____

[Presentation on the Move]

FOR USE BY SCRIBE ONLY:

GAITS AND MOVEMENTS

Working walk
 Free walk on long rein
 Working trot
 Halt through walk
 Rein back
 40m circle

Color of horse _____

Distinguishing markings _____

INSTRUCTIONS

Transitions are made through the walk. Longitudinal stretch and moderate lateral bend are required.

MOVEMENT	TEST	DIRECTIVE IDEAS	MAX PTS	POINTS	REMARKS
1	A X	Enter working trot Halt, salute	Straightness on centerline, balance in transition, quality of halt	10	
2	X C C to A	Proceed working trot Track right Working trot	Transition, quality of trot and turns	10	
3	A	Circle right 40m.	Quality of trot & figure, consistent rhythm, suppleness	10	
4	KXM	Change rein across diagonal	Quality of trot & turns, straightness, rhythm	10	
5	C	Circle left 40m.	Quality of trot & figure, consistent rhythm, suppleness	10	
6	Bet. C & H H to B B	Working walk Free walk on long rein Working walk	Balance in transitions, quality of walks, length of frame and stride, relaxation, rhythm	10 x 2	
7	Bet. B & F F to K	Develop working trot Continue working trot	Quality in transition and trot	10	
8	Bet. K & E E to M M	Working walk Free walk on long rein Working walk	Balance in transitions, quality of walks, length of frame and stride, relaxation, rhythm	10 x 2	
9	C	Halt 3 to 5 sec. Proceed working trot	Quality of halt & transitions	10	
10	HXF	Change rein across diagonal	Quality of trot & turns, straightness, rhythm	10	
11	A X	Down centerline Halt, rein back 2 to 4 steps Proceed at working walk	Quality of transition, willingness to step back	10	
12	X to G G	Working walk Halt, salute	Straightness, rhythm, obedience & relaxation in halt	10	

LEAVE ARENA AT WORKING TROT

COLLECTIVE REMARKS

GAITS	Freedom and regularity. If team or pair: maintenance of even pace and equality of work.	10 x 2		
IMPULSION	Desire to move forward. Elasticity of steps. Relaxation of back. Engagement of hindquarters.	10 x 2		
SUBMISSION	Acceptance of the bit. Correctness in lateral bend. Attention and confidence. Calmness, lightness and ease of movements.	10 x 2		
DRIVER	Use of aids, handling of reins, whip and voice. Driver's position.	10 x 2		
PRESENTATION	Appearance of driver and grooms: cleanliness, fitness, matching, and condition of horses, harness and vehicle	10		

- Points
- 10 Excellent
 - 9 Very Good
 - 8 Good
 - 7 Fairly Good
 - 6 Satisfactory
 - 5 Marginal
 - 4 Insufficient
 - 3 Fairly Bad
 - 2 Bad
 - 1 Very Bad
 - 0 Not Executed

- Errors
- Error in course or groom dismounting:
- 1st incident = 5 points
 - 2nd incident = 10 points
 - 3rd incident = Elimination
- Disobedience:
- 1st incident = 5 points
 - 2nd incident = 10 points
 - 3rd incident = Elimination

Maximum Points: 230

Total points given: _____

Factor: x 0.696 _____

Factored points: 160 minus _____ = _____

Penalties

+ _____ Errors

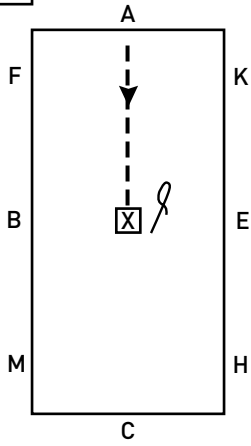
Judge's Signature: _____

Position: _____

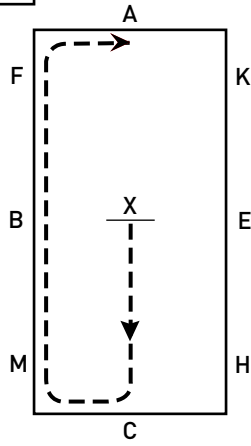
The American Driving Society
TRAINING LEVEL TEST 3 (1994)

Name of Competition _____

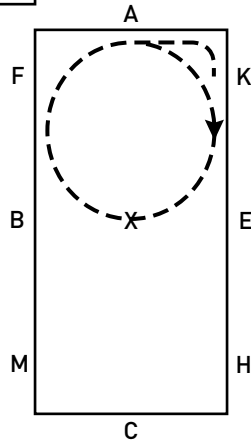
1



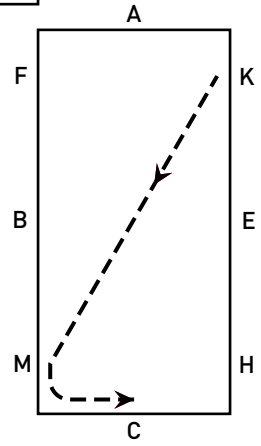
2



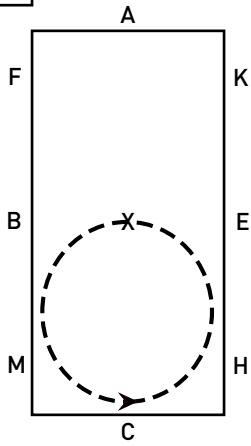
3



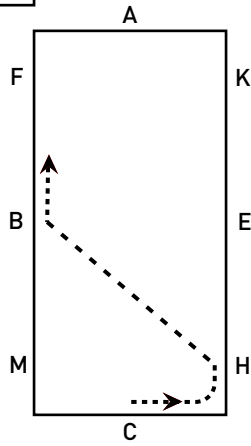
4



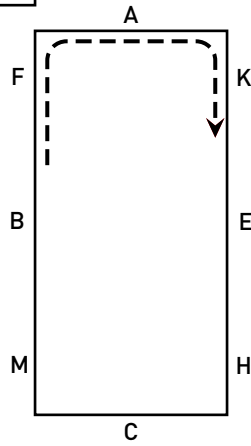
5



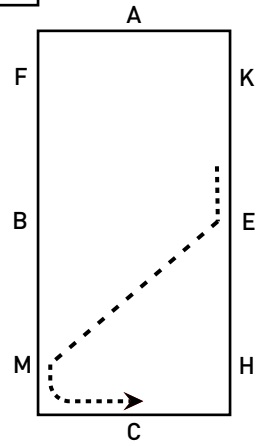
6



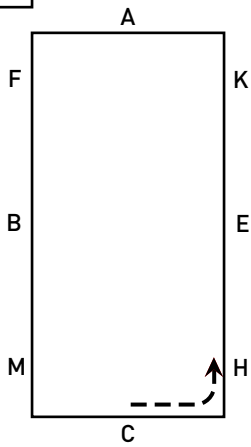
7



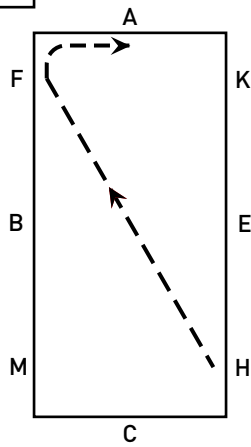
8



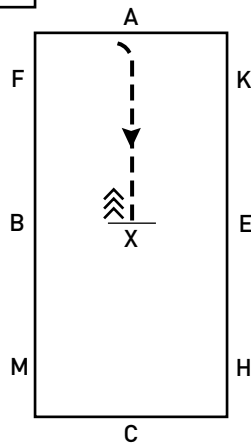
9



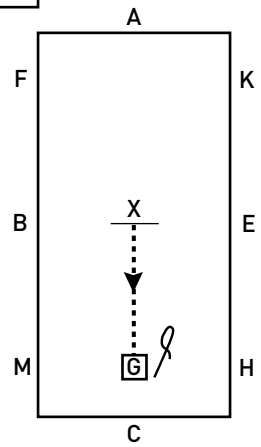
10



11



12



PURPOSE

To establish that the correct foundation is being laid for the training of the driving horse requiring the green horse to move freely and energetically forward in a steady rhythm in the working walk and the working trot, while accepting the bit with relaxation, through transitions and 40 meter circles. Increased engagement of the hindquarters (impulsion) cannot be expected yet. This level is also intended to encourage the inexperienced driver.

CONDITIONS

40 x 80 meter arena (exception Tandems and Four-in-Hands)
 Average driving time: 7 1/2 minutes

FOR JUDGING PURPOSES ONLY

If not clearly defined, each movement ends at the beginning of the next movement.