

The American Driving Society  
**INTERMEDIATE LEVEL TEST 3 (1994)**

ENTRY NUMBER: \_\_\_\_\_

**GAITS AND MOVEMENTS**

Collected trot  
 10m deviation  
 4 loop serpentine  
 20m circle  
 Rein back 2m  
 Halt 5 sec.

FOR USE BY SCRIBE ONLY:

Color of horse \_\_\_\_\_

Distinguishing markings \_\_\_\_\_

**INSTRUCTIONS**

Horse must show increased amount of suppleness, responsiveness, activity of haunches and accuracy. Transitions no longer through the walk.

MOVEMENT	TEST	DIRECTIVE IDEAS	MAX PTS	POINTS	REMARKS
1	A X	Enter working trot Halt, salute	Straightness on centerline, transitions, quality of halt	10	
2	X C B	Proceed working trot Track right Turn right	Transition, quality of trot & turns	10	
3	X	Circle left 20m	Quality of trot & figure, consistent rhythm	10	
4	X	Circle right 20m	Quality of trot & figure, consistent rhythm	10	
5	E EKAF	Turn left Working trot	Quality of trot & turns, consistent rhythm	10	
6	FXH H to C	Lengthened trot Working trot	Lengthening of frame & stride, balance in transitions, consistent rhythm	10	
7	Bet. C & M M to X XB BMC	Develop collected trot Proceed collected trot Half circle left 20m Working trot	Transitions, quality of figure & trots, consistent rhythm, suppleness	10	
8	Bet. C & H H to X XE EHC	Develop collected trot Proceed collected trot Half circle right 20m Working trot	Transitions, quality of figure & trots, consistent rhythm, suppleness	10	
9	C to M MXK K to A	Working trot Lengthened trot Working trot	Lengthening of frame & stride, balance in transitions, consistent rhythm	10	
10	A to F FXM  MC	Working walk Lengthened walk with a few steps of working walk each side of X Working walk	Quality of walks, lengthening of frame & stride, transitions	10 x 2	
11	C On qtr line AFX X	Working trot Turn left Working trot Halt 5 sec. (front) axle at X	Straightness on quarter line, quality of trot & halt	10	
12	X XHC	Rein back 2m Walk forward Working trot	Obedience, balance, straightness, transitions	10	
13	C to A	4 loop serpentine, 1st & 4th loop width of arena, 2nd & 3rd to qtr lines	Quality of trot & figure, consistent rhythm & suppleness	10	
14	A D to G G	Turn onto centerline Lengthened trot Halt, salute	Straightness on centerline, lengthening of frame & stride, quality of halt	10	

LEAVE ARENA AT WORKING TROT

COLLECTIVE REMARKS

GAITS	Freedom and regularity. If team or pair: maintenance of even pace and equality of work.	10 x 2		
IMPULSION	Desire to move forward. Elasticity of steps. Relaxation of back. Engagement of hindquarters.	10 x 2		
SUBMISSION	Acceptance of the bit. Correctness in lateral bend. Attention and confidence. Calmness, lightness and ease of movements.	10 x 2		
DRIVER	Use of aids, handling of reins, whip and voice. Driver's position.	10 x 2		
PRESENTATION	Appearance of driver and grooms: cleanliness, fitness, matching, and condition of horses, harness and vehicle	10		

Points                      Errors                      Maximum Points:    240

10 Excellent              Error in course or groom dismounting:                      Total points given: \_\_\_\_\_

9 Very Good              1st incident = 5 points

8 Good                      2nd incident = 10 points

7 Fairly Good              3rd incident = Elimination                      Factor: x 0.667 \_\_\_\_\_

6 Satisfactory              Disobedience:

5 Marginal                  1st incident = 5 points                      Factored points: 160 minus \_\_\_\_\_ = \_\_\_\_\_ Penalties

4 Insufficient              2nd incident = 10 points

3 Fairly Bad                  3rd incident = Elimination                      + \_\_\_\_\_ Errors

2 Bad

1 Very Bad

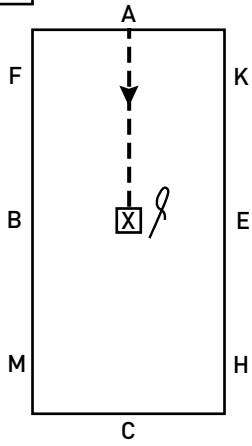
0 Not Executed

Judge's Signature: \_\_\_\_\_ Position: \_\_\_\_\_

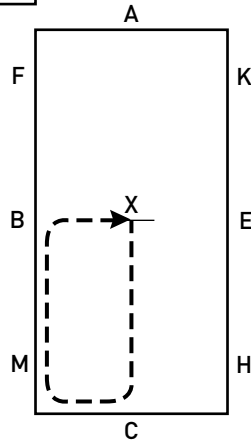
The American Driving Society  
**INTERMEDIATE LEVEL TEST 3 (1994)**

Name of Competition \_\_\_\_\_

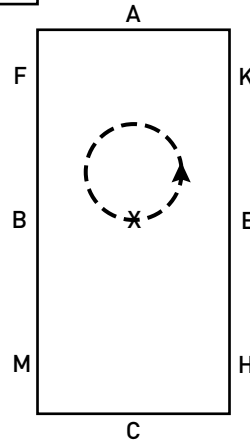
1



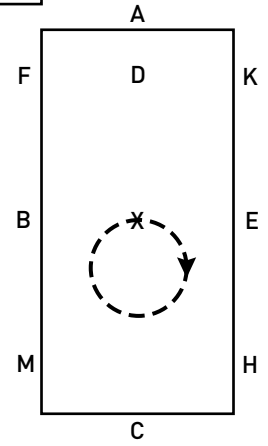
2



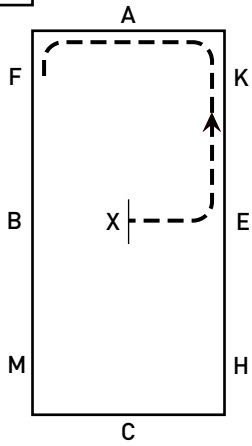
3



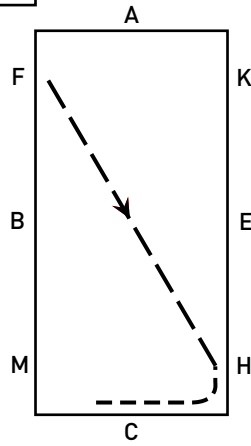
4



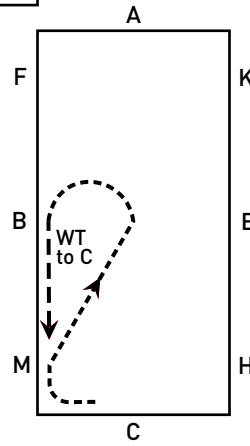
5



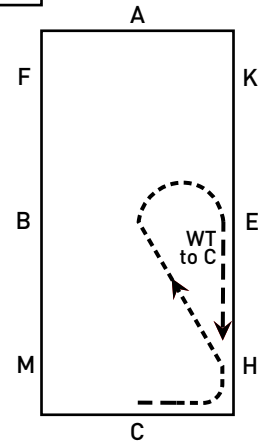
6



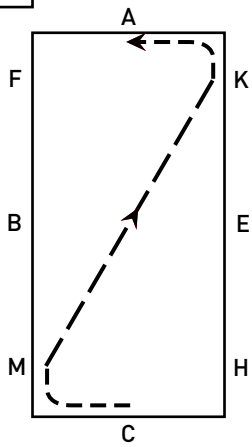
7



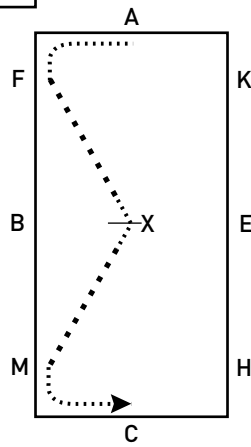
8



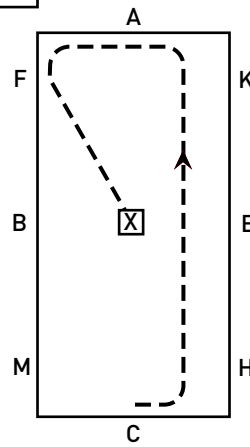
9



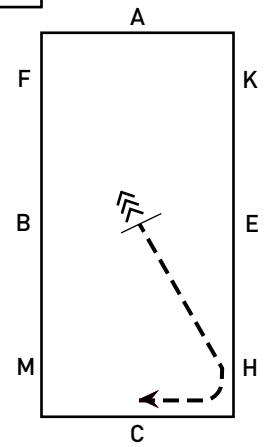
10



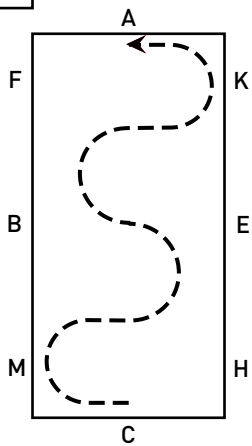
11



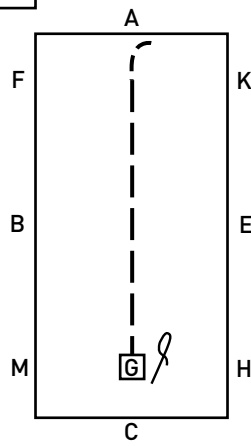
12



13



14



**PURPOSE**

To establish that the horse has acquired suppleness, impulsion and balance so as to be light in hand and without resistance. While consistently accepting the bit, the horse exhibits greater use of the haunches throughout his movement. The rein back should show a greater degree of submission than shown at the Preliminary Level.

**CONDITIONS**

40 x 80 meter arena (exception: Tandems & Four-in-Hands)  
 Average driving time: 9 minutes

**FOR JUDGING PURPOSES ONLY**

If not clearly defined, each movement ends at the beginning of the next movement.