

# BRITISH CARRIAGEDRIVING



## BC Dressage Test 1B (2009)

This document contains:

Dressage test sheet

Test movement diagram from C (2 pages)

Test movement diagram from A (2 pages)

PLEASE NOTE: In BHDTA Test No.1, all loops in movements 11, 12 and 13 go to the edge of the arena in both tests, as shown in the diagrams. The tests require a straight part in each loop as it reaches the centre line, where a different movement is performed.

**PLEASE CONSIDER THE ENVIRONMENT  
ONLY PRINT THE PAGES YOU ACTUALLY NEED**

***This Dressage Test is Copyright © British Carriagedriving***

This test and its associated diagrams is for personal use by British Carriagedriving members.  
It may not be copied, reproduced or sold in any form without permission from  
British Carriage Driving Ltd.

Please contact [email@britishcarriagedriving.co.uk](mailto:email@britishcarriagedriving.co.uk) or telephone +44 (0)845 643 2116

<b>The scale of Marks is as follows:</b>			
10 Excellent	4 Insufficient		
9 Very good	3 Fairly bad		
8 Good	2 Bad		
7 Fairly good	1 Very bad		
6 Satisfactory	0 Not performed		
5 Sufficient			

## BRITISH CARRIAGEDRIVING DRIVEN DRESSAGE TEST 1B (2009)

For Club Use. Arena: 80 x 40 metres. Time: 10 Minutes

Errors of Course, Disobedience and Dismounting of Grooms are penalised as follows:	
1st incident -	5 penalty points
2nd incident -	10 penalty points
3rd incident -	Elimination

**COMPETITOR NUMBER .....**

MOVEMENT			TO BE JUDGED	MARK	REMARKS
1.	A-X X X - C	Enter at Working Trot. Halt. Salute. Proceed at Working Trot	Straightness. Transition to Halt. Immobility. Transition to Working Trot.		
2.	C A	Track left. Working Trot. Serpentine 4 Loops, 20m diameter at each turn.	Rhythm, Bend, Accuracy.		
3.	A DLS S	Turn down Centre Line. Working Trot. Half 20m Circle to l	Straightness, Accuracy, Rhythm, Bend,		
4.	I - K K - A	Extended Trot. Working Trot.	Transition to Extended Trot Impulsion, Rhythm, Balance, Transition to Working Trot.		
5.	A DLR R	Turn down Centre Line Working Trot Half 20m Circle to l	Straightness, Accuracy, Rhythm, Bend.		
6.	I - F F - A	Extended Trot. Working Trot.	Transition to Extended Trot. Impulsion, Rhythm, Balance, Transition to Working Trot.		
7.	ADL L - I IGCM	Turn down Centre Line. At L. Reins in one Hand to l Reins at will.	Straightness...Accuracy, Rhythm.		
8.	M - R R	Collected Trot. Circle right 20m Reins in one Hand. On returning to R reins at will	Transition to Collected Trot. Accuracy, Rhythm. Suppleness.		
9.	RBXEV	Collected Trot.	Quality of Collected Trot. Rhythm.		
10.	V V - K	Circle left 20m diameter. Reins in one Hand. On returning to V Reins at will. Collected Trot.	Quality of Collected Trot., Bend, Rhythm, Suppleness. Accuracy		
11.	KAL L	Working Trot. 25m loop to L. L, Halt. Driver on Centre Line. Immobility 10 seconds	Transition to Working Trot. Accuracy, Immobility. Attention.		
12.	L - I I	Walk. 30m loop to l. Halt. Driver on Centre Line. Rein Back 5 - 6 Steps	Transition to Walk. Freedom. Relaxation, Obedience. Straightness, Quality of Step		
13.	I - C CHS	Working Trot. 25m Loop to C. Working Trot.	Transition to Working Trot. Bend, Quality of Steps.		
14.	SXP PFAD	Extended Trot. Working Trot.	Transition to Extended Trot. Impulsion, Rhythm and Balance		
15.	D - G G	Extended Trot. Halt and Salute. Leave Arena at Working Trot.	Transition to Extended Trot. Balance, Rhythm, Transition to halt. Immobility.		
16.		Paces.	Quality, Regularity, freedom.		
17.		Impulsion.	Moving forward freely.		
18.		Obedience, lightness.	Response to aids, Willing and without resistance. Correctness of Bend. Suppleness. Acceptance of .....		
19.		Driver.	Use of aids, handling of whip and Reins. Position on Box .		
20.		Presentation.	Cleanliness, fit of harness, appearance and suitability of driver and groom. Condition & fitness of		

Maximum marks: 200

Co-efficient = 0.8

**TOTAL**

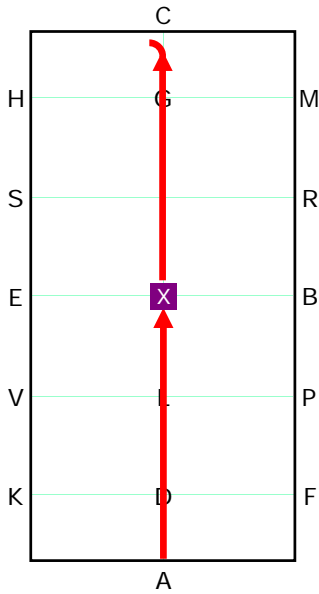
Errors of Course, Disobedience and Dismounting of Grooms  
To be marked on the President of the Jury's sheet only

Signature of Judge ..... at .....

**TOTAL**

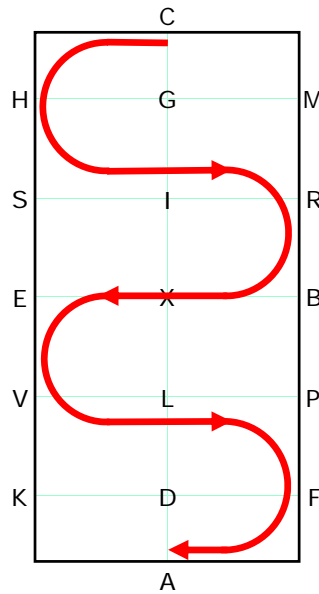
Signature of President of Jury

**1**



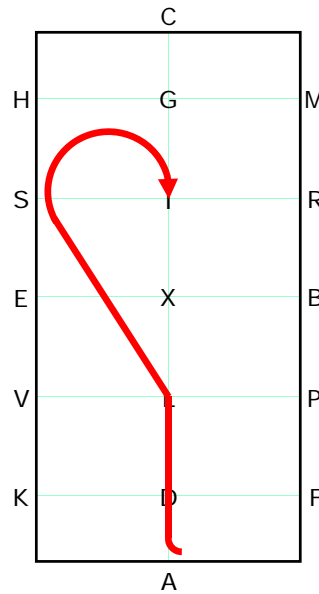
AX Enter at working trot  
X Halt Salute  
XC Proceed at working trot

**2**



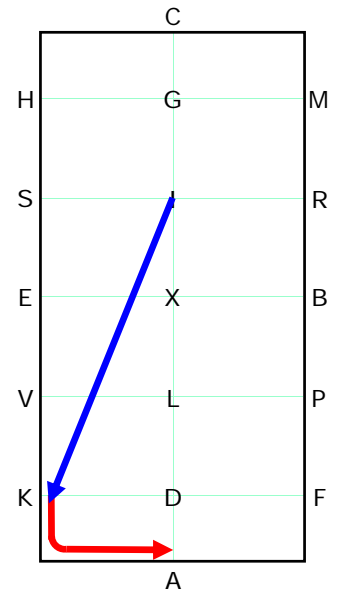
C Track left  
CA Working trot  
Serpentine 4 loops  
20m each turn

**3**



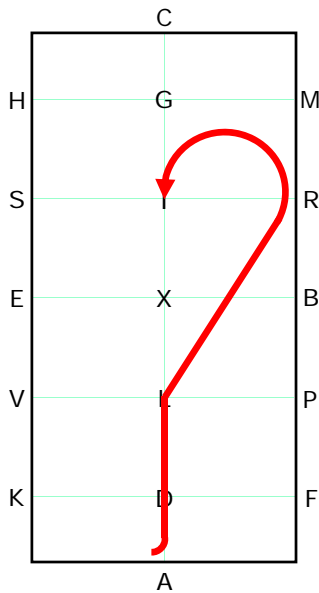
A Turn down centre line  
DLS Working trot  
S Half 20m circle to l

**4**



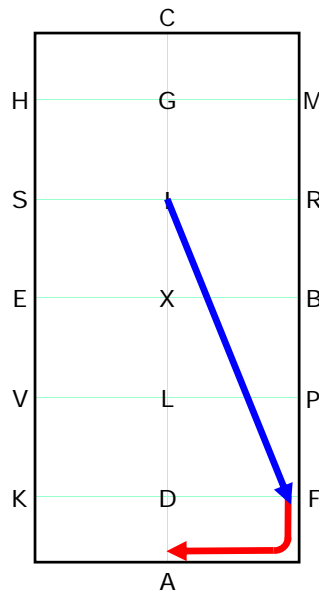
IK Extended trot  
KA Working trot

**5**



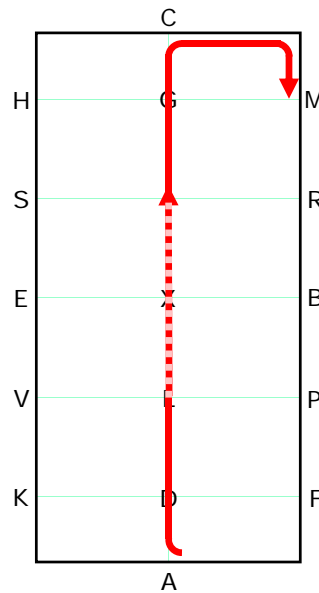
A Turn down centre line  
DLR Working trot  
R Half 20m circle to l

**6**



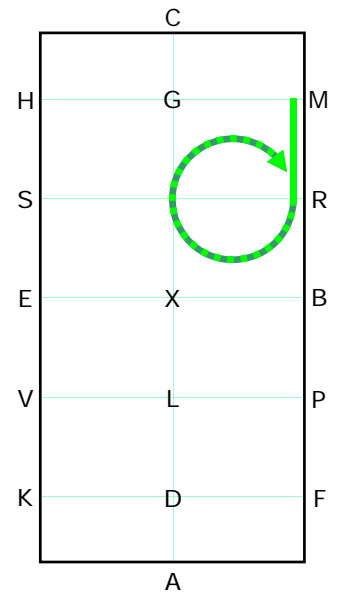
IF Extended trot  
FA Working trot

**7**



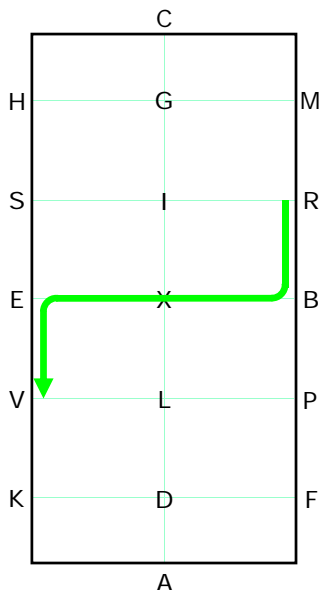
A Turn down centre line  
AL Working trot  
LI Reins in one hand  
l Reins at will  
ICM Working trot

**8**



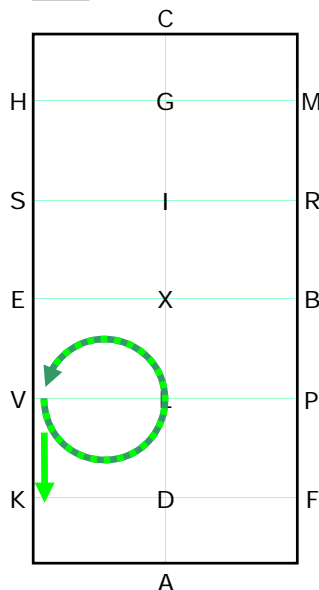
MR Collected trot  
R Reins in one hand  
Circle right 20m  
On returning to R  
reins at will

**9**



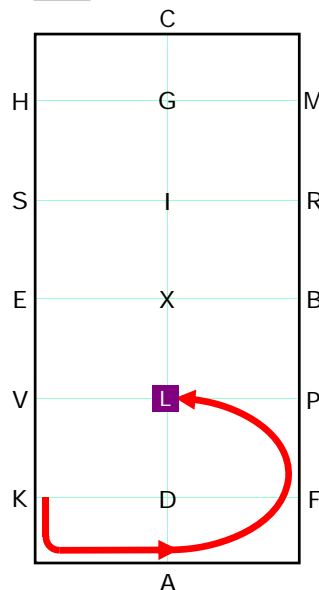
RBXEV Collected trot

**10**



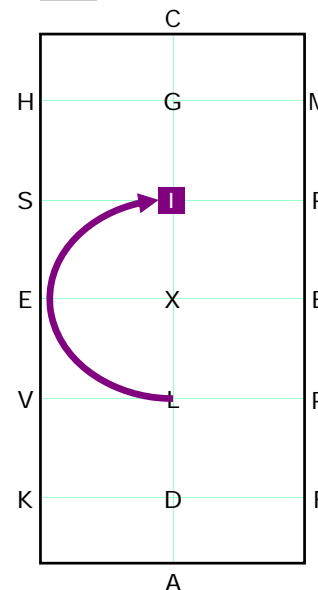
V Reins in one hand  
Circle left 20m  
On returning to V  
Reins at will  
VK Collected trot

**11**



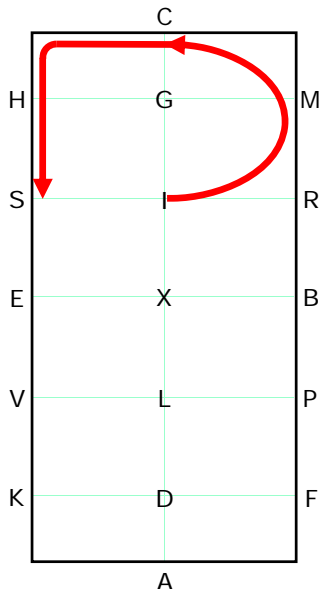
KA Working trot  
AL Loop left 25m  
L Halt  
Driver on centre line  
Immobility 10 sec.

**12**



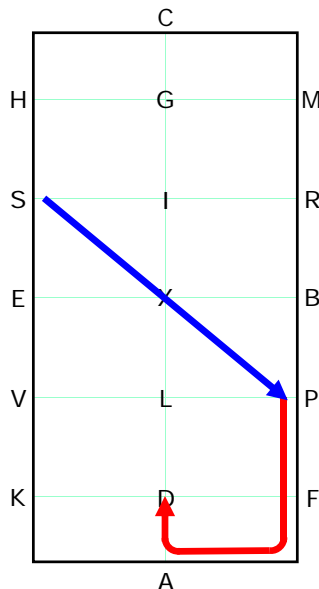
LI Walk  
30m loop to I  
I Halt  
Driver on centre line  
Rein back 5-6 steps

**13**



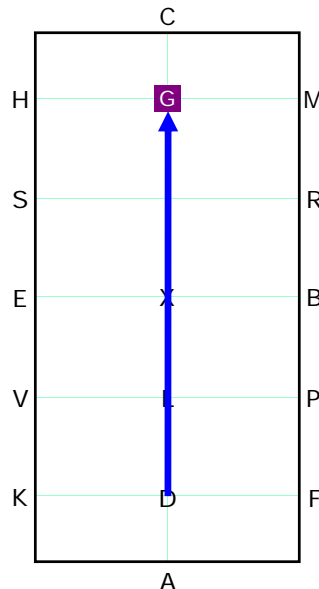
IC Working trot  
Loop left 25m  
CHS Working trot

**14**



SXP Extended trot  
PFAD Working trot

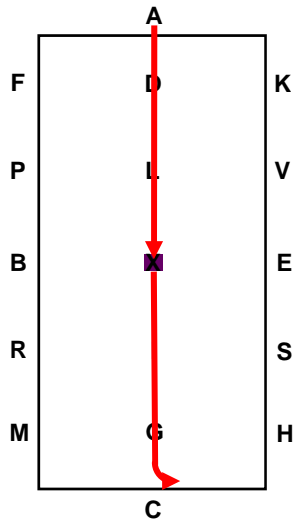
**15**



DG Extended trot  
G Halt  
Salute

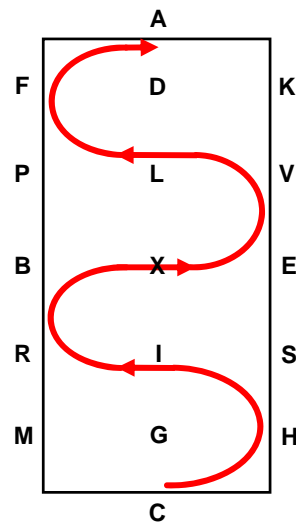
Leave arena at working trot

1



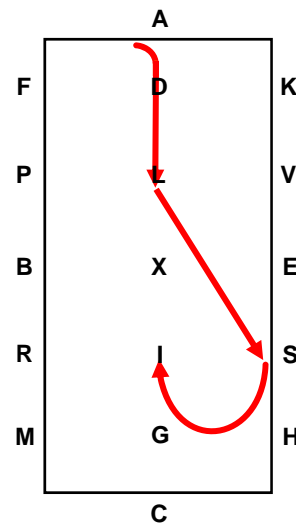
A - X Enter working Trot  
 X Halt. Salute.  
 X - C Proceed at Working Trot

2



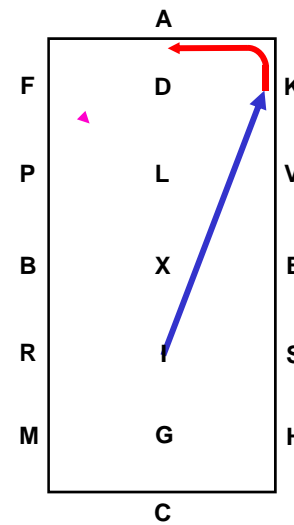
C to A Track left Working Trot  
 Serpentine 4 Loops 20 m each turn

3



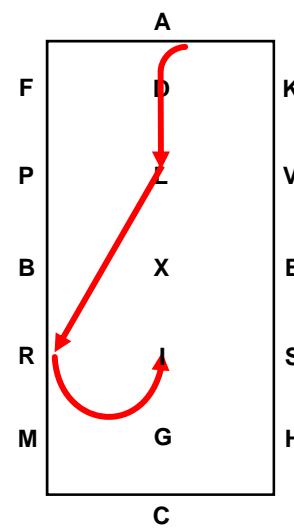
A Turn down Centre Line  
 DLS Working Trot  
 S Half 20 m Circle to l

4



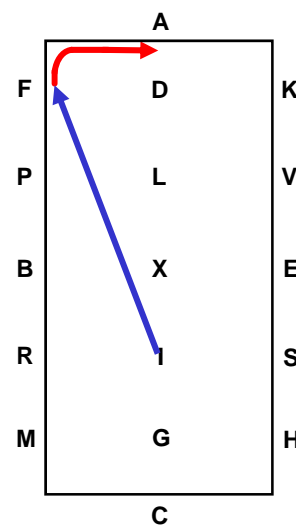
I - K Extended Trot  
 K - A Working Trot

5



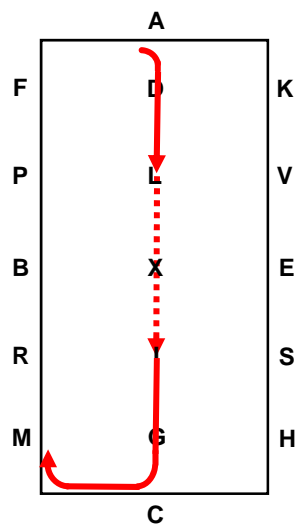
A Turn down Centre Line  
 DLR Working Trot  
 R Half 20 m Circle to l

6



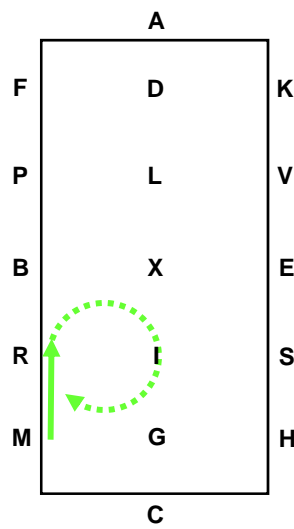
I - F... Extended Trot  
 F - A.....Working Trot

7



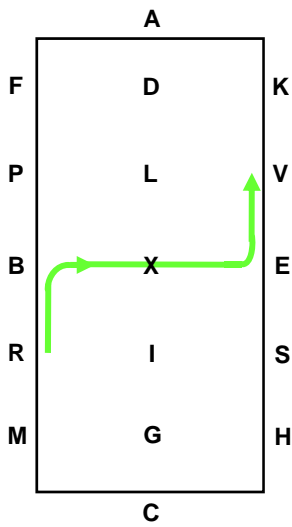
ADL Turn down Centre Line  
 L - I Reins in one Hand  
 IGCM Reins at will.

8



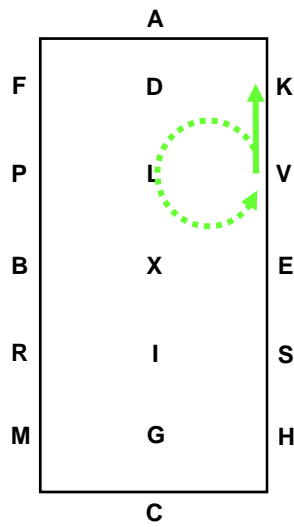
M - R Collected Trot  
 Circle right 20 m  
 Reins in one Hand.  
 On returning to R  
 reins at will.

9



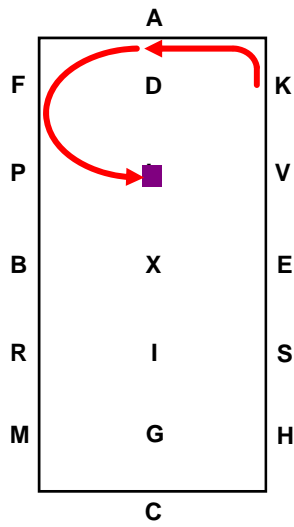
**RBXEV** Collected Trot.

10



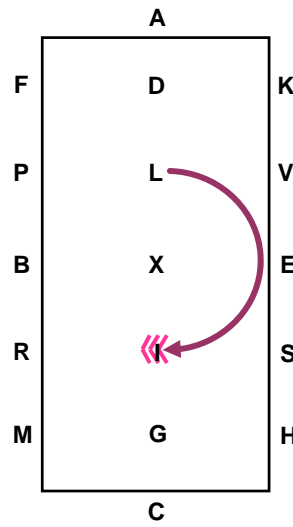
**V** Circle left 20 m reins in one Hand. On Returning to **V** reins at will.  
**V - K** Collected Trot.

11



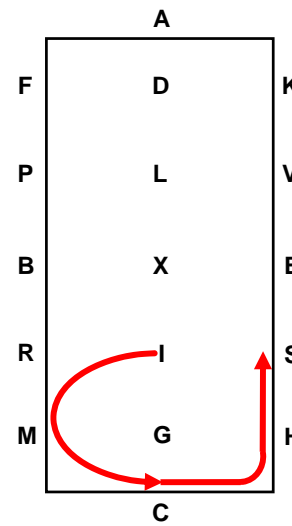
**K - A** Working Trot.  
**A - L** Loop left 25 m to L. Halt. Driver on Centre Line. Immobility 10 seconds.

12



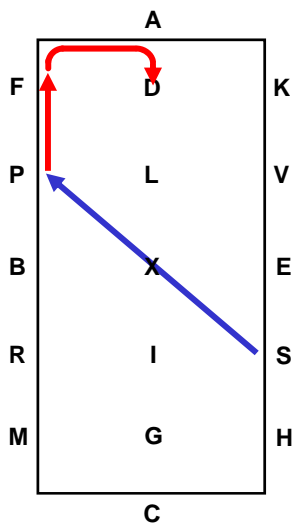
**L - I** Walk 30 m loop to I. Halt. Driver on Centre Line. Rein Back 5 - 6 Steps.

13



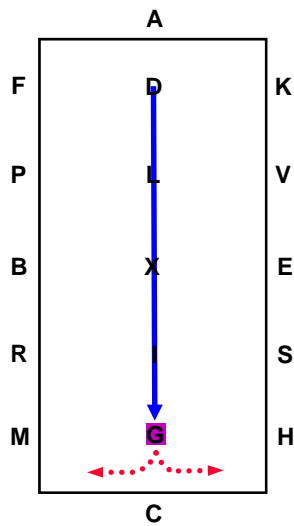
**I - C** Working Trot, Loop left 25 m to C.  
**CHS** Working Trot.

14



**SXP** Extended Trot  
**PFAD** Working Trot

15



**D - G** Extended Trot.  
**G** Halt . Salute. Leave arena at Working Trot.

**Colour Code**

-  **HALT OR WALK**
-  **COLLECTED TROT**
-  **WORKING TROT**
-  **EXTENDED TROT**
-  **REIN BACK**